

RAY ROSE

LONDON SINCE 1978



SALES PACK

THANK YOU FOR BEING A RAY ROSE CUSTOMER!

THIS SALES PACK IS DESIGNED TO PROVIDE ALL OF THE INFORMATION ABOUT THE PRODUCTS THAT WE OFFER, AND TO HELP YOU UNDERSTAND THEIR FEATURES AND BENEFITS SO THAT YOU CAN OFFER YOUR CUSTOMERS THE BEST ASSISTANCE AND SELECTION OF PRODUCTS POSSIBLE.

WITH OVER 30 YEARS' EXPERIENCE IN MANUFACTURING BALLROOM AND LATIN AMERICAN DANCE SHOES, THE RANGE OF PRODUCTS WE OFFER HAS BEEN DEVELOPED WITH THE EXPERTISE OF BOTH MASTER CRAFTSPEOPLE IN SHOE MANUFACTURE, AND PROFESSIONAL DANCERS.

WE HOPE THAT DANCERS OF EVERY AGE AND ABILITY WILL BE ABLE TO FIND SOMETHING BEST SUITED TO THEM WITHIN OUR RANGE. WE DO, OF COURSE, WELCOME CUSTOMER FEEDBACK. SO IF YOU HAVE ANY COMMENTS OR QUESTIONS ABOUT OUR PRODUCTS, NOT COVERED BY THE CONTENTS OF THIS SALES PACK, PLEASE DON'T HESITATE TO CONTACT YOUR RAY ROSE SALES REPRESENTATIVE.

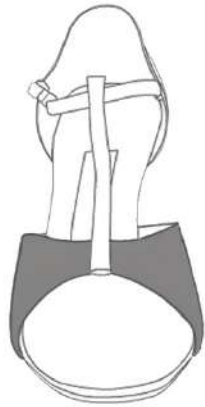
CONTENTS

LADIES' LATIN	4 - 10
FITTINGS.....	4
TOE SHAPES	5
BUCKLES.....	5
SOLES.....	5
HEELS.....	6
LADIES' LATIN MODELS	6 - 10
MEN'S LATIN	11 - 13
FITTINGS.....	11
HEELS	11
SOLES	11
TOE SHAPES.....	11
MEN'S LATIN MODELS.....	12 - 13
LADIES' BALLROOM	14 - 17
TOE SHAPES	14
THROAT SHAPES	14
HEELS.....	14
LADIES' BALLROOM MODELS	15 - 17
MEN'S BALLROOM	18 - 21
MATERIALS.....	18
HEELS.....	18
SOLES.....	19
INSOLE SHAPES	19
MEN'S BALLROOM MODELS.....	20 - 21
TEACHING/PRACTICE	22 - 24
FITTINGS.....	22
HEELS.....	22
LIMITED EDITIONS.....	22
TEACHING/PRACTICE MODELS.....	23 - 24
CHILDREN'S	25 - 26
MATERIALS.....	25
HEELS.....	25
CHILDREN'S MODELS.....	25 - 26
ACCESSORIES	27 - 28
HEEL PROTECTORS	27
HEEL TIPS.....	27
SHOE BRUSH.....	27
SLIM FIT CONVERTERS.....	28
OTHER ANCILLARY PRODUCTS	28
STOCK & PRODUCTION INFORMATION	28 - 29
STOCK	28
BACK ORDERS	28
PRODUCTION TIMES.....	28
CUSTOM ORDERS.....	29

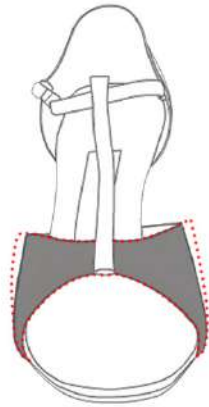
LADIES' LATIN

FITTINGS

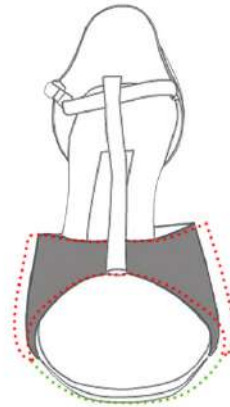
ACROSS OUR RANGE OF LADIES' LATIN SANDALS, WE OFFER 4 DIFFERENT WIDTH FITTINGS. ALL MODELS ARE AVAILABLE IN THE MEDIUM FITTING, WITH A SELECT FEW AVAILABLE IN THE MEDIUM +, WIDE OR EXTRA WIDE FITTINGS.



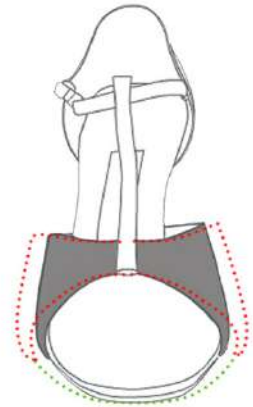
MEDIUM



MEDIUM +



WIDE



EXTRA WIDE

MEDIUM

THE MEDIUM FITTING OF OUR SANDALS IS APPROXIMATELY A B/C WIDTH FITTING, WHICH WE HAVE FOUND TO BE WELL SUITED TO MOST INDIVIDUALS WHO HAVE NEITHER A PARTICULARLY WIDE NOR NARROW FOOT.

MEDIUM +

THE MEDIUM + FITTING USES THE SAME WIDTH INSOLE AS THE MEDIUM FITTING, BUT THE REARMOST PART OF THE VAMP (THE STRAPPY/SATIN SECTION) IS SLIGHTLY WIDER, CREATING A LARGER OPENING FOR THE FOOT.

FOR A LONG TIME, THIS WAS THE ONLY 'WIDE' OPTION WE OFFERED, AS WE HAVE HISTORICALLY FOUND THAT FOR A LARGE PROPORTION OF PEOPLE WHO CONSIDER THEIR FEET TO BE WIDE, THEY ONLY REQUIRE ADDITIONAL ROOM AT THE WIDEST PART OF THE FOOT, BUT NOT NECESSARILY FOR THE TOES.

WIDE

TO BETTER ACCOMMODATE DANCERS WHO REQUIRE ADDITIONAL ROOM FOR MORE THAN JUST THE WIDEST PART OF THE FOOT, WE INTRODUCED A MORE TRADITIONAL, WIDE FITTING. THIS HAS A SLIGHTLY WIDER INSOLE AS WELL AS A VAMP WHICH IS WIDER ALONG ITS ENTIRE LENGTH.

EXTRA WIDE

FINALLY, FOR PEOPLE WITH A PARTICULARLY WIDE FOOT, WE HAVE MOST RECENTLY INTRODUCED THE EXTRA WIDE FITTING, WHICH FURTHER INCREASES THE WIDTH OF THE INSOLE AND VAMP.

ADDITIONAL INFORMATION


WHILST OUR MEDIUM FITTING SANDALS ARE MADE TO THE SAME SIZING SPECIFICATIONS ACROSS THE RANGE, PLEASE NOTE THAT DIFFERENT MODELS CAN BE SLIGHTLY BETTER SUITED TO A WIDER OR NARROWER FOOT BASED ON THEIR DESIGN AND STRAP CONFIGURATIONS.

GENERALLY SPEAKING, MODELS WITH A GREATER NUMBER OF STRAPS, OR A MORE ENCLOSED DESIGN, CAN FEEL TIGHTER AND CAN THEREFORE BE BETTER SUITED TO A SLIGHTLY NARROWER FOOT. MODELS WITH FEWER STRAPS, OR A MORE OPEN DESIGN, CAN BE SLIGHTLY BETTER SUITED TO A FOOT WHICH IS A LITTLE WIDER, BUT NOT WIDE ENOUGH TO REQUIRE A MEDIUM + OR WIDE FITTING.

WE DO NOT CURRENTLY PRODUCE ANY MODELS IN A NARROW FITTING, HOWEVER WE OFFER SOME MODELS WITH AN ADJUSTABLE VAMP, WHICH CAN BE MADE NARROWER OR WIDER AS APPROPRIATE. WE ALSO OFFER SLIM FIT CONVERTERS, WHICH ARE SIMPLE INSERTS DESIGNED TO REDUCE THE AMOUNT OF SPACE IN A MEDIUM FITTING SANDAL, AND CONVERT IT TO A NARROW FITTING.

TOE SHAPES

OUR LATIN SANDALS HAVE EITHER A ROUND OR SQUARE TOE SHAPE.



ROUND



SQUARE

TOE SHAPE IS LARGELY A MATTER OF PERSONAL PREFERENCE, BUT SOME MAY FIND THAT ONE SHAPE IS BETTER SUITED TO THE CONFIGURATION OF THEIR TOES THAN THE OTHER.

BUCKLES

THE MAJORITY OF OUR LADIES' LATIN MODELS INCLUDE A REGULAR BUCKLE. HOWEVER, FOR DANCERS WHO PREFER/REQUIRE THE ABILITY TO FASTEN AND REMOVE SHOES MORE QUICKLY, SELECT MODELS ARE AVAILABLE WITH AN ADJUSTABLE HOOK BUCKLE.



REGULAR



HOOK

SOLES

SUEDE

THE MAJORITY OF OUR SHOES ARE MADE WITH SUEDE SOLES, DESIGNED TO PROVIDE OPTIMUM GRIP ON TRADITIONAL WOODEN DANCEFLOORS.

THE SUEDE WE USE IS HIGH QUALITY AND HARD WEARING, BUT CAN COLLECT DIRT AND BECOME SMOOTH/LOSE ITS GRIP, EVEN THROUGH MINIMAL WEAR. WE THEREFORE RECOMMEND REGULAR MAINTENANCE USING A SUEDE BRUSH TO CLEAN THE SOLES AND RESTORE THE NAP OF THE SUEDE. THIS WILL HELP THE SOLES MAINTAIN THE DESIRED LEVEL OF GRIP, AND WILL ALSO HELP EXTEND THE LIFESPAN OF THE SHOES.


BECAUSE SUEDE SOLES CAN SHOW SIGNS OF WEAR THROUGH MINIMAL USAGE, WE RECOMMEND WEARING THE SHOES ON A SOFT, CLEAN SURFACE (SUCH AS CARPET) WHEN TRYING THEM ON FOR THE FIRST TIME, TO ENSURE THAT THEY ARE STILL IN A RESALABLE CONDITION SHOULD THEY BE DEEMED UNSUITABLE.

'PYRAMID'

OUR PYRAMID SOLE IS MADE FROM AN INJECTION MOLDED SYNTHETIC POLYMER, WHICH IS SUITABLE FOR BOTH INDOOR AND OUTDOOR USE, SO SHOES WITH THIS SOLE CAN BE WORN ON A WIDER RANGE OF SURFACES.

THIS SOLE IS TEXTURED WITH TINY PYRAMID SHAPED PROTRUSIONS TO PROVIDE GRIP.

THE PYRAMID SOLE WILL NOT WEAR AS QUICKLY AS THE SUEDE SOLE, HOWEVER UNLIKE WITH SUEDE, SIGNS OF WEAR ON THE PYRAMID SOLE ARE IRREVERSIBLE, AND ITS CONDITION CANNOT BE RESTORED.



HEELS

WE OFFER 9 DIFFERENT HEELS ACROSS OUR LATIN MODELS, RANGING FROM 2" TO 3.5"



HEIGHT MEASUREMENTS


THERE IS, UNFORTUNATELY, NO STANDARDISED METHOD FOR MEASURING HEEL HEIGHTS, SO WHAT ONE MANUFACTURER CALLS A 3" HEEL MAY BE DIFFERENT TO THAT OF ANOTHER MANUFACTURER.

THE NAMES GIVEN TO OUR HEELS ARE BASED ON THE HEIGHT TAKEN UP THE BACK OF THE HEEL MOLD IN INCHES, WITHOUT THE HEEL TIP. WITH THE HEEL TIP INCLUDED, THE HEIGHT TAKEN AT THE BACK OF THE HEEL WILL THEREFORE BE SLIGHTLY HIGHER.

WHILST FUNDAMENTALLY ACCURATE, THE HEIGHTS STATED ARE ALSO, IN SOME CASES, AN APPROXIMATION, FOR THE PURPOSE OF SIMPLIFICATION.

IN THE INTEREST OF CLARITY, WE HAVE THEREFORE ALSO INCLUDED THE PRECISE MEASUREMENTS AT THE BACK OF THE HEELS IN CM, WITH THE PLASTIC TIP INCLUDED.






◆ 814-X FROST ◆

SQUARE TOE

	LIGHT TAN SATIN	
SIZES	UK 2 - 8 (INCLUDING HALF SIZES)	
FITTINGS	MEDIUM	MEDIUM +
HEELS	2" 2.5" FLARED 2.5" 3" STRAIGHT	2" 2.5" FLARED 3" STRAIGHT



◆ 816-X MEDUSA ◆

ROUND TOE

	LIGHT TAN SATIN	
SIZES	UK 2 - 8 (INCLUDING HALF SIZES)	
FITTINGS	MEDIUM	
HEELS	2.5" STRAIGHT 3" STRAIGHT	

◆820-X BLIZZARD◆



ROUND TOE

	DARK TAN SATIN	
SIZES	UK 1 - 8 (INCLUDING HALF SIZES)	
FITTINGS	MEDIUM	
HEELS	2" FLARED 2.5" FLARED	3" FLARED 3.5" FLARED

◆821-XHB COLORADO◆



SQUARE TOE | HOOK BUCKLE

	DARK TAN SATIN (PYRAMID SOLE)	
SIZES	UK 2 - 8 (INCLUDING HALF SIZES)	
FITTINGS	MEDIUM	
HEELS	2.5" FLARED 3" FLARED	

◆824-X TANIA◆



ROUND TOE

	DARK TAN SATIN	
SIZES	UK 2 - 8 (INCLUDING HALF SIZES)	
FITTINGS	MEDIUM	
HEELS	2.5" FLARED 3" FLARED	2.75" STRAIGHT

◆825-X DRIZZLE◆



ROUND TOE

	DARK TAN SATIN	LIGHT TAN SATIN
SIZES	UK 2 - 8 (INCLUDING HALF SIZES)	
FITTINGS	MEDIUM	
HEELS	2.5" FLARED 3" FLARED	

◆836-X HYGEA◆



SQUARE TOE

	DARK TAN SATIN	LIGHT TAN SATIN
SIZES	UK 2 - 9 (INCLUDING HALF SIZES)	UK 2 - 8 (INCLUDING HALF SIZES)
FITTINGS	EXTRA WIDE	
HEELS	2" FLARED 2.5" FLARED	2.5" STRAIGHT 3" STRAIGHT

◆840-X GOBI◆

ROUND TOE



	DARK TAN SATIN	
SIZES	UK 2 - 8 (INCLUDING HALF SIZES)	
FITTINGS	MEDIUM	
HEELS	2.5" FLARED	3" FLARED

◆845-X PERSEPHONE◆

SQUARE TOE



	LIGHT TAN SATIN	
SIZES	UK 2 - 8 (INCLUDING HALF SIZES)	
FITTINGS	MEDIUM	
HEELS	2" FLARED 2.5" FLARED	3" FLARED 3" STRAIGHT

◆860-X KALAHARI◆

SQUARE TOE



	DARK TAN SATIN		
SIZES	UK 1 - 8 (INCLUDING HALF SIZES)		
FITTINGS	MEDIUM	MEDIUM +	WIDE
HEELS	2" 2.5" 3" FLARED 2.5" 3" STRAIGHT	2" FLARED 2.5" FLARED 3" STRAIGHT	2" FLARED 2.5" FLARED

◆860-X KALAHARI◆_{CONT.}

SQUARE TOE



	WHITE SATIN	LIGHT TAN SATIN	GOLD	SILVER
SIZES	UK 2 - 8 (INCLUDING HALF SIZES)			
FITTINGS	MEDIUM			
HEELS	2.5" FLARED 3" STRAIGHT	2.5" 3" FLARED 2.5" 3" STRAIGHT	2.5" STRAIGHT 3" STRAIGHT	

◆865-X SELENE◆

ROUND TOE



	LIGHT TAN SATIN	
SIZES	UK 2 - 8 (INCLUDING HALF SIZES)	
FITTINGS	MEDIUM	
HEELS	2.5" FLARED	2.75" STRAIGHT 3" STRAIGHT

◆ 866-X DION ◆

SQUARE TOE



	LIGHT TAN SATIN	
SIZES	UK 2 - 8 (INCLUDING HALF SIZES)	
FITTINGS	MEDIUM	
HEELS	2.5" STRAIGHT 3" STRAIGHT	

◆869-X MOONGLOW◆

SQUARE TOE



	LIGHT TAN SATIN		
SIZES	UK 2 - 8 (INCLUDING HALF SIZES)		
FITTINGS	MEDIUM		
HEELS	2.5" FLARED 3" FLARED	2.5" STRAIGHT 3" STRAIGHT	2" SLIM 3.2" STILETTO

◆869-X MOONGLOW◆_{CONT.}

SQUARE TOE



	DARK TAN SATIN	ROSE GOLD	BLACK SATIN
SIZES	UK 2 - 8 (INCLUDING HALF SIZES)		
FITTINGS	MEDIUM		
HEELS	2.5" FLARED 3" FLARED	2.5" STRAIGHT 3" STRAIGHT	2.5" FLARED 3" STRAIGHT

◆871-X PAVO◆

ROUND TOE | HOOK BUCKLE



	LIGHT TAN SATIN	BLACK SATIN
SIZES	UK 2 - 8 (INCLUDING HALF SIZES)	
FITTINGS	ADJUSTABLE	
HEELS	2" FLARED 2.5" FLARED	

◆882-X TIINA◆

SQUARE TOE



	LIGHT TAN SATIN	
SIZES	UK 2 - 8 (INCLUDING HALF SIZES)	
FITTINGS	MEDIUM	
HEELS	2.5" FLARED 3" FLARED	3" STRAIGHT

◆884-X AURA◆

ROUND TOE



	DARK TAN SATIN	
SIZES	UK 2 - 8 (INCLUDING HALF SIZES)	
FITTINGS	MEDIUM	
HEELS	2.5" FLARED	2.75" STRAIGHT 3" STRAIGHT

◆AQUILA◆

SQUARE TOE | HOOK BUCKLE



	DARK TAN SATIN	
SIZES	UK 2 - 8 (INCLUDING HALF SIZES)	
FITTINGS	MEDIUM	
HEELS	2" FLARED 2.5" FLARED	

◆AURORA◆

ROUND TOE | HOOK BUCKLE



	RED/BLACK PATENT	BLACK/WHITE LEATHER
SIZES	UK 2 - 8 (INCLUDING HALF SIZES)	
FITTINGS	MEDIUM	
HEELS	2.5" FLARED 3" FLARED	

◆DRAGONFLY◆

ROUND TOE | HOOK BUCKLE



	LIGHT TAN SATIN	PINK/TURQUOISE PEARL & BLACK LUSTRE
SIZES	UK 2 - 8 (INCLUDING HALF SIZES)	
FITTINGS	MEDIUM	
HEELS	2.5" FLARED 3" FLARED	

◆GEMINI◆

ROUND TOE | HOOK BUCKLE



	BLACK PATENT & BLACK NAPPA SUEDE	
SIZES	UK 2 - 8 (INCLUDING HALF SIZES)	
FITTINGS	MEDIUM	
HEELS	2.5" FLARED 3" FLARED	

MEN'S LATIN

FITTINGS

THE MAJORITY OF OUR MEN'S LATIN MODELS ARE ONLY AVAILABLE IN A MEDIUM FITTING, ALTHOUGH THE 460 THUNDER IS ALSO AVAILABLE IN A WIDE FITTING.

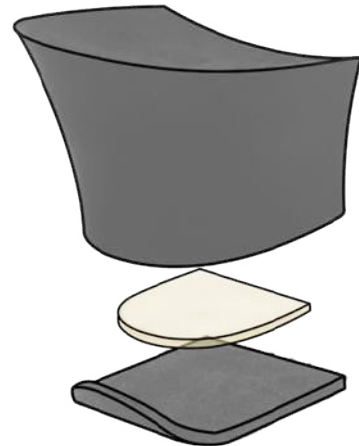
MANY OF THE MODELS ARE MADE USING SOFT, HIGH QUALITY LEATHERS WHICH CAN FORM TO THE WEARER'S FOOT BETTER THAN HARDER/MORE RIGID LEATHERS, SO WE OFTEN FIND THAT OUR MEDIUM FITTING CAN ACCOMMODATE THOSE WITH A SLIGHTLY WIDER FOOT.

HEELS

WE OFFER 5 DIFFERENT HEELS ACROSS OUR MEN'S LATIN MODELS. THEY ARE A VARIETY OF DIFFERENT SHAPES RANGING FROM 1.5" TO 2".

CONSTRUCTION

ALL OF OUR MEN'S LATIN HEELS INCLUDE A LAYER OF SHOCK ABSORBENT MATERIAL, CONCEALED BY A SUEDE HEEL TIP THAT CURVES AND EXTENDS SLIGHTLY UP THE BACK OF THE HEEL TO PREVENT PEELING AND PROVIDE ADDITIONAL GRIP.



SOLES

ALL OF OUR MEN'S LATIN MODELS HAVE A SPLIT SOLE CONSTRUCTION TO PROVIDE MAXIMUM FLEXIBILITY.

TOE SHAPES

MOST OF OUR MEN'S LATIN MODELS HAVE THE SAME TRADITIONAL, ROUNDED TOE SHAPE. HOWEVER, OUR BRYAN WATSON MODELS HAVE A SLIGHTLY MORE SQUARE TOE SHAPE WHICH SOME DANCERS MAY FIND BETTER SUITED TO THE SHAPE OF THEIR FOOT.



◆ 319 RAFAEL ◆

SPLIT SOLE

	BLACK PATENT & WHITE LEATHER	
SIZES	UK 5 - 12 (INCLUDING HALF SIZES)	
FITTINGS	MEDIUM	
HEELS	SALSA	



◆ 447 ZEPHYR ◆

SPLIT SOLE

	BLACK LEATHER	BLACK NAPPA SUEDE
SIZES	UK 5 - 12 (INCLUDING HALF SIZES)	
FITTINGS	MEDIUM	
HEELS	1.75" LATIN	



◆ 460 THUNDER ◆

SPLIT SOLE

	BLACK LEATHER	
SIZES	UK 4 - 12 (INCLUDING HALF SIZES)	
FITTINGS	MEDIUM	WIDE
HEELS	1.5" CONTOUR 2" CONTOUR	1.5" CONTOUR



◆ 460 THUNDER ◆ CONT.

SPLIT SOLE

	BLACK TROUSER FABRIC	GREY/BLACK LEOPARD PRINT
SIZES	UK 4 - 12 (INCLUDING HALF SIZES)	UK 4 - 10 (INCLUDING HALF SIZES)
FITTINGS	MEDIUM	
HEELS	1.5" CONTOUR	



◆ 485 CASPIAN ◆

SPLIT SOLE

	BLACK NAPPA SUEDE & PATENT	
SIZES	UK 5 - 12 (INCLUDING HALF SIZES)	
FITTINGS	MEDIUM	
HEELS	1.75" LATIN	

◆495 ORINOCO◆



SPLIT SOLE

	BLACK NAPPA SUEDE & LEATHER
SIZES	UK 5 - 12 (INCLUDING HALF SIZES)
FITTINGS	MEDIUM
HEELS	1.75" LATIN

◆BW111 BRYAN WATSON◆



SPLIT SOLE

	BLACK LEATHER
SIZES	UK 5 - 12 (INCLUDING HALF SIZES)
FITTINGS	MEDIUM
HEELS	1.5" SIGNATURE 2" CONTOUR

◆BW111 BRYAN WATSON◆CONT.



SPLIT SOLE

	BLACK PATENT	BLACK NAPPA SUEDE
SIZES	UK 5 - 12 (INCLUDING HALF SIZES)	
FITTINGS	MEDIUM	
HEELS	1.5" SIGNATURE	

◆ASH◆




SPLIT SOLE

	BLACK LEATHER
SIZES	UK 5 - 12 (INCLUDING HALF SIZES)
FITTINGS	MEDIUM
HEELS	1.5" LATIN


LADIES' BALLROOM

TOE SHAPES

EACH OF OUR LADIES' BALLROOM MODELS HAS EITHER A ROUND OR POINTED TOE SHAPE.



ROUND



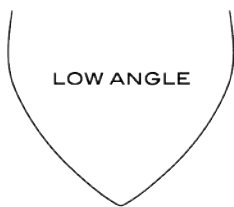
POINTED

WHILST ALL OF OUR LADIES' STANDARD SHOES ARE MADE TO THE SAME SIZING SPECIFICATIONS, THE SHAPE OF THE TOE CAN AFFECT THE FIT.

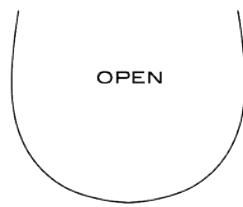
GENERALLY, BECAUSE THE POINTED TOE SHAPE IS NARROWER AT THE TIP, IT MAY FEEL TIGHTER THAN THE ROUND TOE. AS A RESULT, NONE OF OUR POINTED TOE MODELS ARE AVAILABLE IN A WIDE FITTING.

THROAT SHAPES

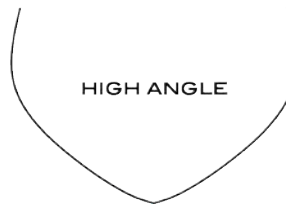
THE 'THROAT' REFERS TO THE SHAPE OF THE OPENING AT THE FRONT OF THE SHOE. SOME PEOPLE MAY FIND A PARTICULAR THROAT SHAPE TO BE MORE SUITABLE FOR THEM THAN OTHERS, HOWEVER, UNFORTUNATELY, BECAUSE EVERY FOOT IS DIFFERENT, IT IS DIFFICULT FOR US TO ADVISE WHICH WOULD BE BEST SUITED TO A PARTICULAR INDIVIDUAL.



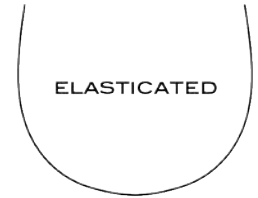
LOW ANGLE



OPEN



HIGH ANGLE



ELASTICATED

THE 'HIGH ANGLE' SHAPE WAS DEVELOPED FOR THE CLAUDIA AND SINAI MODELS. AS WELL AS HAVING A WIDER OPENING THAN THE 'LOW ANGLE', IT IS ALSO SLIGHTLY HIGHER AT THE VERY BACK OF THE SHOE, WHICH SOME PEOPLE MAY FIND HOLDS THE SHOE ON THE HEEL MORE SECURELY.

HEELS

WE OFFER 5 DIFFERENT HEELS ACROSS OUR LADIES' BALLROOM MODELS. THEY ARE A VARIETY OF DIFFERENT SHAPES RANGING FROM 1.5" TO 2.5". AS WITH OUR LADIES' LATIN HEELS, THE HEEL GUIDE BELOW DISPLAYS THE NAME OF THE HEEL WITH THE HEIGHT IN INCHES AS WELL AS THE TOTAL HEIGHT AT THE BACK IN CM.





◆103 SIROCCO◆

POINTED TOE

	FLESH SATIN	
SIZES	UK 2 - 8 (INCLUDING HALF SIZES)	
FITTINGS	MEDIUM	
HEELS	2" FLARED 2.5" FLARED	



◆104 NEVADA◆

ROUND TOE

	FLESH SATIN	
SIZES	UK 2 - 8 (INCLUDING HALF SIZES)	
FITTINGS	MEDIUM	
HEELS	2" FLARED 2.5" FLARED	



◆106 LANDSLIDE◆

ROUND TOE | 'LOW ANGLE' THROAT

	FLESH SATIN		WHITE SATIN
SIZES	UK 2 - 8 (INCLUDING HALF SIZES)		
FITTINGS	MEDIUM	WIDE	MEDIUM
HEELS	2" FLARED 2.5" FLARED 2.5" SLIM	2.5" SLIM	2" FLARED 2.5" FLARED



◆108 ION◆

ROUND TOE | ELASTICATED THROAT

	FLESH SATIN	
SIZES	UK 2 - 8 (INCLUDING HALF SIZES)	
FITTINGS	MEDIUM	
HEELS	2" FLARED 2.5" FLARED	



◆112 ANS◆

ROUND TOE | ELASTICATED THROAT

	FLESH LUSTRE LEATHER	
SIZES	UK 2 - 8 (INCLUDING HALF SIZES)	
FITTINGS	MEDIUM	
HEELS	1.5" CLASSIC CUBAN	



◆116 ROCKSLIDE◆

ROUND TOE | 'LOW ANGLE' THROAT

	FLESH SATIN	LIGHT FLESH SATIN	WHITE SATIN
SIZES	UK 2 - 8 (INCLUDING HALF SIZES)		
FITTINGS	MEDIUM WIDE		MEDIUM
HEELS	2" FLARED 2.5" FLARED		



◆118 MUDSLIDE◆

ROUND TOE | 'LOW ANGLE' THROAT

	FLESH SATIN
SIZES	UK 2 - 8 (INCLUDING HALF SIZES)
FITTINGS	MEDIUM
HEELS	2" FLARED 2.5" FLARED



◆119 NIMBUS◆

POINTED TOE | 'LOW ANGLE' THROAT

	FLESH SATIN
SIZES	UK 2 - 8 (INCLUDING HALF SIZES)
FITTINGS	MEDIUM
HEELS	2" FLARED 2.5" FLARED



◆146 SERENGETI◆

ROUND TOE | 'LOW ANGLE' THROAT

	FLESH SATIN
SIZES	UK 2 - 8 (INCLUDING HALF SIZES)
FITTINGS	MEDIUM
HEELS	2" FLARED 2.5" FLARED



◆964 CLAUDIA◆

POINTED TOE | 'HIGH ANGLE' THROAT

	LIGHT FLESH SATIN	WHITE SATIN
SIZES	UK 2 - 8 (INCLUDING HALF SIZES)	
FITTINGS	MEDIUM	
HEELS	2" FLARED 2.5" FLARED	



◆965 CLAUDIA◆

ROUND TOE | 'HIGH ANGLE' THROAT

	LIGHT FLESH SATIN	
SIZES	UK 2 - 8 (INCLUDING HALF SIZES)	
FITTINGS	MEDIUM	
HEELS	2" FLARED 2.5" FLARED	



◆985 SINAI◆

ROUND TOE | 'HIGH ANGLE' THROAT

	LIGHT FLESH SATIN	
SIZES	UK 2 - 8 (INCLUDING HALF SIZES)	
FITTINGS	MEDIUM	
HEELS	2" FLARED 2.5" FLARED	



◆GERANIUM◆

ROUND TOE | HOOK BUCKLE

	BLACK LEATHER	WHITE/SILVER LUSTRE
SIZES	UK 2 - 8 (INCLUDING HALF SIZES)	
FITTINGS	MEDIUM	
HEELS	2" CLASSIC CUBAN	2.5" FLARED



◆HYACINTH◆

ROUND TOE | HOOK BUCKLE

	BLACK NUBUCK/SILVER	
SIZES	UK 2 - 8 (INCLUDING HALF SIZES)	
FITTINGS	MEDIUM	
HEELS	2" CLASSIC CUBAN	

MEN'S BALLROOM


MATERIALS

ALL OF OUR MEN'S BALLROOM MODELS ARE MADE USING THE HIGHEST QUALITY LEATHERS AND PATENTS, AND INCLUDE REMOVABLE, SHOCK ABSORBENT INNER SOLES.

OUR HIGHER SPEC COMPETITION MODELS, WHICH COMPRISE MOST OF THE RANGE, BENEFIT FROM A MOISTURE ABSORBING, ANTIBACTERIAL LINING, AND AN ENHANCED INNER SOCK WITH ARCH SUPPORT AND ADDITIONAL CUSHIONING.

ACROSS THE RANGE, WE ALSO OFFER A VARIETY OF DIFFERENT HEELS. MORE INFORMATION ABOUT THESE IS INCLUDED BELOW.

HEELS



TRADITIONAL STANDARD HEEL

THE TRADITIONAL STANDARD HEEL IS THE CLASSIC STANDARD HEEL DESIGN, COVERED WITH PATENT/LEATHER TO BLEND SEAMLESSLY WITH THE UPPER PORTION OF THE SHOE.

IT FEATURES A THIN LAYER OF **GEL FOAM CUSHIONING**, TO PROVIDE SOME SHOCK ABSORPTION, WHICH IS HIDDEN BENEATH THE FLAT, **SUEDE HEEL TIP**.

TRADITIONAL IMPACT HEEL

THE TRADITIONAL IMPACT HEEL IS A VARIATION OF THE TRADITIONAL HEEL AND IS SPRAYED, RATHER THAN COVERED, TO GIVE A PATENT EFFECT FINISH.

IT IS MOLDED AS A SINGLE PIECE WITH AN INTEGRATED LAYER OF **ETHEL VINYL ACETATE (EVA) CUSHIONING**, BETWEEN THE PLASTIC HEEL AND THE **SUEDE HEEL TIP**. EVA CONSISTS OF THOUSANDS OF TINY BUBBLES WHICH PROVIDE INCREASED COMFORT AND SHOCK ABSORPTION WHEN COMPRESSED.

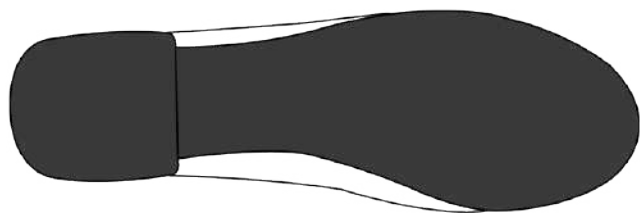
1" PRO-GLIDE IMPACT HEEL

THE 1" PRO-GLIDE IMPACT HEEL IS AN ENHANCED VERSION OF THE TRADITIONAL STANDARD HEEL. IT IS ALSO COVERED WITH PATENT/LEATHER TO BLEND WITH REST OF THE SHOE BUT, RATHER THAN GEL FOAM, INCLUDES A THICKER, HIDDEN LAYER OF **MEMORY LATEX CUSHIONING**, FOR MAXIMUM COMFORT AND SHOCK ABSORPTION.

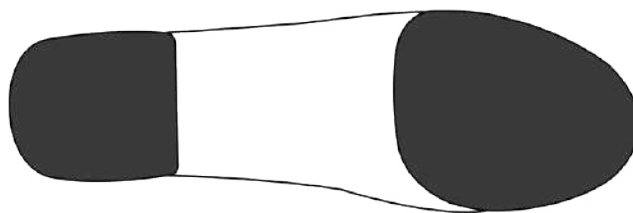
IN ADDITION, THE **SUEDE HEEL TIP** CURVES AND EXTENDS SLIGHTLY UP THE BACK OF THE HEEL TO PREVENT PEELING DURING WEAR, AND TO PROVIDE ADDITIONAL GRIP WHEN PERFORMING HEEL LEADS.

SOLES

EACH OF OUR MEN'S BALLROOM MODELS HAVE EITHER A FULL SOLE OR A SPLIT SOLE, AS SHOWN BELOW.



FULL SOLE



SPLIT SOLE

FULL SOLE

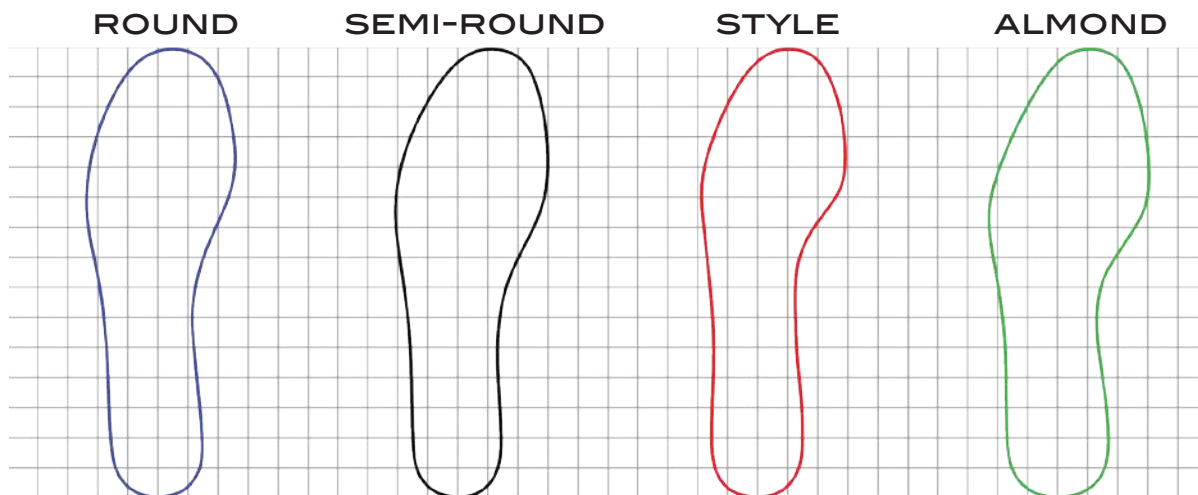
A FULL SOLE PROVIDES MAXIMUM SUPPORT ALONG THE FULL LENGTH OF THE FOOT.

SPLIT SOLE

A SPLIT SOLE OFFERS A GREATER DEGREE OF FLEXIBILITY, BUT MAY FEEL LESS SUPPORTIVE AS A RESULT.

BOTH VARIATIONS HAVE THEIR ADVANTAGES, AND THE CHOICE IS THEREFORE LARGELY BASED ON PERSONAL PREFERENCE. HOWEVER, LESS EXPERIENCED DANCERS MAY FIND THE EXTRA RIGIDITY OF THE FULL SOLE TO BE MORE SUITABLE

INSOLE SHAPES



ROUND INSOLE

THE ROUND INSOLE IS OUR MOST 'TRADITIONAL' INSOLE SHAPE, WHICH IS HISTORICALLY TYPICAL OF A MAN'S STANDARD DANCE SHOE.

SEMI-ROUND INSOLE

THE SEMI-ROUND INSOLE IS A VARIATION OF THE ROUND INSOLE, WHICH HAS BEEN ALTERED TO GIVE THE SHOE A SLEEKER, ELONGATED APPEARANCE.

STYLE INSOLE

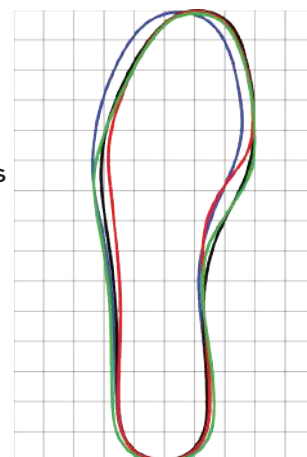
THE STYLE INSOLE IS NARROWER UNDER THE ARCH OF THE FOOT, WHICH ALLOWS THE UPPER MATERIAL OF THE SHOE TO WRAP UNDER THE FOOT FOR A MORE SNUG FIT.

ALMOND INSOLE

THE ALMOND INSOLE HAS BEEN DEVELOPED SPECIFICALLY FOR THE 375 LUKASZ MODEL. WHILST IT HAS A SLIGHTLY WIDER BASE AREA THAN OUR OTHER INSOLE SHAPES, THE UPPER TOE AREA OF THE SHOE HAS A REDUCED VOLUME TO PRODUCE A MORE ELEGANT SIDE PROFILE.

SOCIAL INSOLE

ONE MODEL, THE EBONY, DOES NOT USE ANY OF THE INSOLE SHAPES PICTURED. THIS MODEL WAS DESIGNED PRIMARILY FOR SOCIAL DANCING, AND HAS AN INSOLE MORE SIMILAR IN SHAPE TO A FASHION STREET SHOE.





◆330 SANDSTORM◆

FULL SOLE | 'ROUND' INSOLE

	BLACK PATENT	BLACK LEATHER
SIZES	UK 5 - 12 (INCLUDING HALF SIZES)	
FITTINGS	MEDIUM WIDE	
HEELS	1" PRO-GLIDE IMPACT	



◆333 RHINE◆

SPLIT SOLE | 'STYLE' INSOLE

	BLACK PATENT & NAPPA SUEDE
SIZES	UK 5 - 12 (INCLUDING HALF SIZES)
FITTINGS	MEDIUM
HEELS	1" PRO-GLIDE IMPACT



◆335 WINDRUSH◆

SPLIT SOLE | 'ROUND' INSOLE

	BLACK PATENT	BLACK NAPPA SUEDE	BLACK LEATHER
SIZES	UK 5 - 12 (INCLUDING HALF SIZES)		
FITTINGS	MEDIUM WIDE	MEDIUM	
HEELS	1" PRO-GLIDE IMPACT		



◆355 ALEX◆

SPLIT SOLE | 'STYLE' INSOLE

	BLACK PATENT	BLACK NAPPA SUEDE
SIZES	UK 5 - 12 (INCLUDING HALF SIZES)	
FITTINGS	MEDIUM	
HEELS	1" PRO-GLIDE IMPACT	



◆365 BENEDETTO◆

SPLIT SOLE | 'SEMI-ROUND' INSOLE

	BLACK PATENT
SIZES	UK 5 - 12 (INCLUDING HALF SIZES)
FITTINGS	MEDIUM
HEELS	1" PRO-GLIDE IMPACT

◆ 375 LUKASZ ◆

FULL SOLE | 'ALMOND' INSOLE



	BLACK PATENT
SIZES	UK 5 - 12 (INCLUDING HALF SIZES)
FITTINGS	NARROW MEDIUM
HEELS	TRADITIONAL IMPACT

◆ EBONY ◆

FULL SOLE | 'SOCIAL' INSOLE



	BLACK LEATHER
SIZES	UK 5 - 12 (INCLUDING HALF SIZES)
FITTINGS	MEDIUM
HEELS	TRADITIONAL STANDARD

◆ PINE ◆

FULL SOLE | 'ROUND' INSOLE



	BLACK PATENT	BLACK LEATHER
SIZES	UK 5 - 12 (INCLUDING HALF SIZES)	
FITTINGS	MEDIUM	
HEELS	TRADITIONAL STANDARD	

◆ WILLOW ◆

FULL SOLE | 'ROUND' INSOLE



	BLACK LEATHER
SIZES	UK 5 - 12 (INCLUDING HALF SIZES)
FITTINGS	MEDIUM WIDE
HEELS	TRADITIONAL STANDARD

TEACHING/PRACTICE

FITTINGS

THE MAJORITY OF OUR TEACHING/PRACTICE MODELS ARE ONLY AVAILABLE IN A MEDIUM FITTING, ALTHOUGH THE 418 TIBER IS ALSO AVAILABLE IN A WIDE FITTING.

MANY OF THE MODELS ARE MADE USING SOFT, HIGH QUALITY LEATHERS WHICH CAN FORM TO THE WEARER'S FOOT BETTER THAN HARDER/MORE RIGID LEATHERS, SO WE OFTEN FIND THAT OUR MEDIUM FITTING CAN ACCOMMODATE THOSE WITH A SLIGHTLY WIDER FOOT.

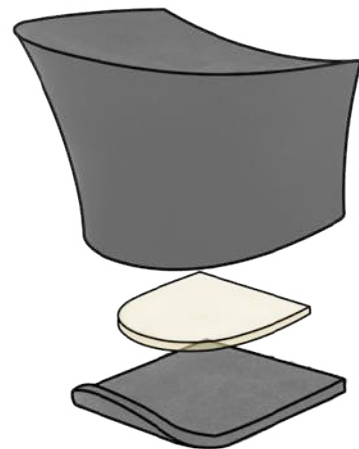
HEELS

WE OFFER 4 DIFFERENT HEELS ACROSS OUR PRACTICE MODELS. THEY ARE A VARIETY OF DIFFERENT SHAPES RANGING FROM APPROXIMATELY 1.5" TO 2"

CONSTRUCTION

WITH THE EXCEPTION OF THE 2" CLASSIC CUBAN, ALL OF OUR PRACTICE HEELS INCLUDE A LAYER OF SHOCK ABSORBENT MATERIAL, CONCEALED BY A SUEDE HEEL TIP THAT CURVES AND EXTENDS SLIGHTLY UP THE BACK OF THE HEEL TO PREVENT PEELING AND PROVIDE ADDITIONAL GRIP.

THE 2" CLASSIC CUBAN HEEL DOES, HOWEVER, INCLUDE A LAYER OF SUEDE ON THE BOTTOM OF THE PLASTIC HEEL TIP, FOR ADDED GRIP.



LIMITED EDITIONS

WE OFTEN PRODUCE SOME OF OUR MODELS IN EXCITING DESIGNS, COLOURS AND MATERIALS FOR A LIMITED TIME ONLY.

DUE TO THE LIMITED NATURE OF THESE EDITIONS, THEY ARE NOT LISTED IN THIS SALES PACK OR IN OUR PRINTED CATALOGUES, HOWEVER CUSTOMERS ON OUR MAILING LIST WILL BE INFORMED OF NEW PRODUCTS WHEN THEY ARE LAUNCHED, AND THEY CAN ALSO BE VIEWED ON OUR WEBSITE.



◆ 410 BREEZE ◆



SPLIT SOLE

	BLACK SUEDE & LEATHER	BLACK PATENT & LEATHER	BLACK MESH & LEATHER
SIZES	UK 2 - 10 (INCLUDING HALF SIZES)		UK 2 - 8 (INCLUDING HALF SIZES)
FITTINGS	MEDIUM		
HEELS	1.5" CONTOUR		

◆ 415 SOLSTICE ◆



SPLIT SOLE

	LEOPARD PRINT LEA.	BLACK LEATHER	BLACK LEATHER & HEART PRINT
SIZES	UK 2 - 8 (INCLUDING HALF SIZES)		
FITTINGS	MEDIUM		
HEELS	TEACHING/PRACTICE		

◆ 415 SOLSTICE ◆



SPLIT SOLE

CONT.

	RED CAMO.	PYTHON EFFECT	GREY PYTHON EFFECT LEA.
SIZES	UK 2 - 8 (INCLUDING HALF SIZES)		
FITTINGS	MEDIUM		
HEELS	TEACHING/PRACTICE		

◆ 417 SOLAR ◆



SPLIT SOLE

	BLACK NAPPA SUEDE & SILVER PATENT
SIZES	UK 2 - 8 (INCLUDING HALF SIZES)
FITTINGS	MEDIUM
HEELS	TEACHING/PRACTICE

◆ 418 TIBER ◆



FULL SOLE

	BLACK CROC LEATHER & BLACK MESH
SIZES	UK 2 - 8 (INCLUDING HALF SIZES)
FITTINGS	MEDIUM WIDE
HEELS	2" CLASSIC CUBAN



◆ 419 LUNA ◆

SPLIT SOLE

	BLACK NAPPA SUEDE/ELASTIC	LEOPARD PRINT LEATHER/ELASTIC
SIZES	UK 2 - 8 (INCLUDING HALF SIZES)	
FITTINGS	MEDIUM	
HEELS	2" CONTOUR	



◆ L111 LORNA LEE ◆

FULL SOLE

	BLACK LEATHER/SUEDE	
SIZES	UK 2 - 8 (INCLUDING HALF SIZES)	
FITTINGS	MEDIUM	
HEELS	2" CLASSIC CUBAN	



◆ L112 LORNA LEE ◆

FULL SOLE

	BEIGE/TAN LEATHER	
SIZES	UK 2 - 8 (INCLUDING HALF SIZES)	
FITTINGS	MEDIUM	
HEELS	2" CLASSIC CUBAN	

CHILDREN'S

MATERIALS

BECAUSE CHILDREN'S FEET ARE CONSTANTLY GROWING, THEIR SHOES CAN, OF COURSE, BECOME TOO SMALL VERY QUICKLY AND NEED REPLACING MORE REGULARLY. THEREFORE, SOME MANUFACTURERS MAY USE LOWER QUALITY COMPONENTS FOR THEIR CHILDREN'S PRODUCTS IN ORDER TO REDUCE COSTS AND OFFER THEM AT A MORE AFFORDABLE PRICE.

HOWEVER, WE FIRMLY BELIEVE THAT IT IS CRUCIAL FOR CHILDREN'S SHOES TO PROVIDE THE SAME LEVEL OF SUPPORT AS AN ADULT SHOE, TO REDUCE THE RISK OF INJURY AND TO HELP THEIR FEET DEVELOP CORRECTLY INTO ADULTHOOD.

WITH THIS IN MIND, OUR CHILDREN'S SHOES ARE MADE USING THE SAME QUALITY MATERIALS AND COMPONENTS AS OUR ADULT SHOES.

AS A RESULT, OUR CHILDREN'S MODELS MAY NOT BE AS COMPETITIVELY PRICED AS THOSE OFFERED BY OTHER BRANDS. HOWEVER WE OFFER THEM AT A SLIGHTLY REDUCED PRICE COMPARED TO THEIR ADULT COUNTERPARTS, TO INCREASE THEIR AFFORDABILITY AND TO ENCOURAGE PARENTS TO AVOID LOW COST, POORER QUALITY ALTERNATIVES, THAT MAY CAUSE DAMAGE OR LONG TERM DEVELOPMENTAL ISSUES TO THEIR CHILDREN'S FEET.

HEELS

WE OFFER 4 DIFFERENT HEELS ACROSS OUR CHILDREN'S RANGE. THE GIRL'S AND REGULATION HEELS ARE SUITABLE FOR BOTH BALLROOM AND LATIN, WHEREAS WE HAVE A DIFFERENT HEEL FOR EACH DISCIPLINE ON OUR BOYS' SHOES.



◆ 206 SUNSET ◆



FLESH SATIN	
SIZES	UK 1 - 5 (INCLUDING HALF SIZES)
FITTINGS	MEDIUM
HEELS	GIRL'S

◆ 331 CHINOOK ◆



FULL SOLE		
	BLACK PATENT	BLACK LEATHER
SIZES	UK 1 - 5 (INCLUDING HALF SIZES)	
FITTINGS	MEDIUM	
HEELS	1" STANDARD	

◆ 502 RAINBOW ◆



ROUND TOE

	FLESH SATIN	WHITE LEATHER
SIZES	UK 10 - 13 (FULL SIZES ONLY) UK 1 - 5 (INCLUDING HALF SIZES)	
FITTINGS	MEDIUM	
HEELS	GIRL'S	GIRL'S REGULATION

◆ 504 DEWDROP ◆



SQUARE TOE

	FLESH SATIN	WHITE LEATHER
SIZES	UK 10 - 13 (FULL SIZES ONLY) UK 1 - 5 (INCLUDING HALF SIZES)	
FITTINGS	ADJUSTABLE	
HEELS	GIRL'S	GIRL'S REGULATION

◆ 584 DUSK ◆



ROUND TOE

	FLESH SATIN
SIZES	UK 10 - 13 (FULL SIZES ONLY) UK 1 - 5 (INCLUDING HALF SIZES)
FITTINGS	MEDIUM
HEELS	GIRL'S

◆ 451 LIGHTNING ◆



SPLIT SOLE

	BLACK LEATHER
SIZES	UK 1 - 5 (INCLUDING HALF SIZES)
FITTINGS	MEDIUM
HEELS	BOYS' LATIN

ACCESSORIES

HEEL PROTECTORS

HEEL PROTECTORS CAN BE USED TO EXTEND THE LIFESPAN OF THE SHOES BY PREVENTING WEAR TO THE PLASTIC HEEL TIPS. ADDITIONALLY, SOME VENUES/DANCE SCHOOLS REQUIRE THE USE OF HEEL PROTECTORS TO PREVENT THE NORMAL HEEL TIPS FROM LEAVING MARKS/SCRATCHES ON THE DANCE FLOOR.

WE OFFER A RANGE OF HEEL PROTECTORS DESIGNED TO FIT OUR LADIES' HEELS. BASIC PROTECTORS, MADE ENTIRELY FROM PLASTIC, ARE AVAILABLE FOR ALMOST ALL OF OUR LADIES' HEELS, AND SOME ARE ALSO AVAILABLE WITH A LAYER OF SUEDE ON THE BOTTOM TO GIVE ADDED GRIP AND TO MAKE THEM EVEN MORE HARD WEARING.



WE DO NOT CURRENTLY HAVE ANY PROTECTORS SUITABLE FOR OUR 1.5" CUBAN HEEL.

HEEL TIPS

WE ALSO OFFER HEEL TIPS SUITABLE FOR EACH OF OUR LADIES' HEELS, SO THAT THE ONES ON THE SHOES CAN BE REPLACED ONCE THEY HAVE BEEN WORN DOWN.




SHOE BRUSH

BECAUSE SUEDE SOLES CAN COLLECT DIRT AND BECOME SMOOTH/LOSE THEIR GRIP EVEN THROUGH MINIMAL WEAR, WE RECOMMEND REGULAR MAINTENANCE USING A SUEDE BRUSH TO CLEAN THE SOLES AND RESTORE THE NAP OF THE SUEDE. WE OFFER BRANDED WOODEN SHOE BRUSHES WHICH ARE SUITABLE FOR THIS.



SLIM FIT CONVERTERS

WHILST A SMALL NUMBER OF LADIES' MODELS WE OFFER HAVE AN ADJUSTABLE FITTING, WE DO NOT SPECIFICALLY PRODUCE ANY OF OUR LADIES' SHOES IN A NARROW WIDTH. HOWEVER, WE OFFER SLIM FIT CONVERTERS, WHICH ARE SIMPLE INSERTS, DESIGNED TO CONVERT ANY OF OUR MEDIUM FITTING SANDALS TO A NARROW FITTING.



THE CONVERTERS WORK BY ADDING A PADDED LAYER TO THE INSOLE, THUS REDUCING THE AMOUNT OF SPACE IN THE FRONT PART OF SHOE. THEY HAVE AN ADHESIVE UNDERSIDE, SO THEY CAN BE APPLIED BY SIMPLY PEELING OFF THE COVER AND STICKING THEM IN PLACE (AS PER THE ABOVE GRAPHIC).

IT IS POSSIBLE TO TEST THE CONVERTERS BEFORE STICKING THEM IN PLACE, SO WE ADVISE THAT CUSTOMERS DO SO, TO ENSURE THAT THE SHOES REMAIN IN A RESALABLE CONDITION.

OTHER ANCILLARY PRODUCTS

WE USUALLY OFFER OTHER BRANDED PRODUCTS, NOT DIRECTLY RELATED TO THE SHOES THEMSELVES, SUCH AS TRACKSUITS, KIMONOS AND SLIPPERS.

OUR CURRENT OFFERINGS HAVE NOT BEEN UPDATED IN SOME TIME, BUT WE HOPE TO DO SO IN THE NEAR FUTURE, TO PROVIDE SOME FRESH, EXCITING PRODUCTS.

PICTURES, AND INFORMATION ON OUR CURRENT ANCILLARY PRODUCTS CAN BE FOUND ON OUR WEBSITE.

STOCK & PRODUCTION INFORMATION

STOCK

ALL OF THE PRODUCTS INCLUDED IN THIS SALES PACK ARE PART OF OUR CURRENT RANGE AND, AS SUCH, WE TRY TO KEEP A GOOD STOCK OF ALL THE MODEL, FITTING, HEEL AND SIZE COMBINATIONS LISTED AT OUR HEAD OFFICE/WAREHOUSE. IN MOST INSTANCES, ITEMS ORDERED CAN, THEREFORE, BE PREPARED FOR IMMEDIATE DISPATCH.

BACK ORDERS

IN THE EVENT THAT A REQUESTED ITEM IS OUT OF STOCK, WE CAN PLACE IT ON BACK ORDER AND NOTIFY YOU/DISPATCH IT ONCE IT BECOMES AVAILABLE. YOUR RAY ROSE SALES REPRESENTATIVE WILL PROVIDE YOU WITH AN ESTIMATED AVAILABILITY DATE FOR THE UNAVAILABLE ITEM(S), WHICH WILL BE DEPENDANT ON OUR PRODUCTION SCHEDULE...

PRODUCTION TIMES

WE OPERATE A PRODUCTION SYSTEM IN WHICH THE SHOES WE PRODUCE ARE PLANNED AND SCHEDULED APPROXIMATELY 6 TO 8 WEEKS IN ADVANCE, BASED ON EXISTING STOCK AND PROJECTED DEMAND. THIS ALLOWS US AMPLE TIME TO PREPARE MATERIALS, COMPONENTS AND MACHINERY ETC.

IN THE VAST MAJORITY OF CASES, ITEMS ORDERED, WHICH ARE OUT OF STOCK, ARE LIKELY TO HAVE ALREADY BEEN INCLUDED IN OUR UPCOMING PRODUCTION SCHEDULE, AND WILL THEREFORE BE AVAILABLE ANYTIME FROM A FEW DAYS, TO A FEW WEEKS. IN RARE INSTANCES WHERE UNAVAILABLE ITEMS ARE NOT YET ON OUR PRODUCTION SCHEDULE, WE WILL DO WHAT WE CAN TO MANUFACTURE THEM AS SOON AS POSSIBLE. IN SUCH CASES, THE ESTIMATED AVAILABILITY TIME MAY BE BETWEEN 8 TO 10 WEEKS.

WE DO OUR BEST TO PROVIDE PRECISE AND ACCURATE AVAILABILITY DATES FOR BACK ORDERED ITEMS, HOWEVER, SOMETIMES UNFORTUNATE CIRCUMSTANCES (SUCH AS COMPONENT SUPPLY ISSUES) CAN CAUSE PRODUCTION DELAYS.

CUSTOM ORDERS

UPON REQUEST, WE CAN SOMETIMES PRODUCE CUSTOM ORDERS FOR SHOES IN COLOUR, FITTING AND HEEL COMBINATIONS THAT ARE NOT PART OF OUR CURRENT RANGE.

DUE TO COMPLICATIONS THAT ARISE FROM PRODUCING CUSTOM PAIRS NOT NORMALLY INCLUDED IN OUR PRODUCTION SCHEDULE, (SUCH AS PREPARING COMPONENTS AND FACTORY MACHINERY FOR CERTAIN SPECIFICATIONS) WE DO REQUIRE MINIMUM ORDER QUANTITIES TO BE MET.

FOR MOST MODELS, THE MINIMUM QUANTITY REQUIRED IS 12 PAIRS, BUT FOR LADIES' LATIN SANDALS, THE MINIMUM QUANTITY IS 6 PAIRS.

PROVIDED THAT WE ARE ABLE TO PRODUCE THEM, SHOES IN A CUSTOM ORDER MUST BE THE SAME MODEL, COLOUR, FITTING AND HEEL, BUT CAN BE A RANGE OF SIZES.

PRODUCTION TIMES FOR CUSTOM ORDERS WILL DEPEND ON OUR EXISTING PRODUCTION SCHEDULE, BUT THEY WILL NORMALLY BE PREPARED FOR DISPATCH WITHIN 6 TO 8 WEEKS.

THERE ARE LIMITATIONS TO THE CUSTOM ITEMS THAT WE CAN PRODUCE. FOR EXAMPLE, THE STRAP CONSTRUCTION ON OUR LADIES' LATIN SANDALS VARIES BETWEEN MODELS, AND CERTAIN CONSTRUCTIONS ARE NOT POSSIBLE WITH SOME MATERIALS. WE CANNOT, FOR INSTANCE, PRODUCE THE 820-X BLIZZARD USING THE SAME GOLD MATERIAL AVAILABLE ON THE 860-X KALAHARI.

FURTHERMORE, WE WOULD NOT NORMALLY PRODUCE A CUSTOM ORDER FOR SHOES WHICH WOULD REQUIRE THE DEVELOPMENT OF NEW COMPONENTS, SUCH AS MOLDS, HEELS ETC. FOR EXAMPLE, WE WOULD NOT BE ABLE TO PRODUCE A MEN'S SHOE LARGER THAN UK SIZE 12.

WE ARE HAPPY TO DISCUSS MORE COMPLEX CUSTOMISATIONS ON A CASE BY CASE BASIS. FOR EXAMPLE, WE MAY BE ABLE TO PRODUCE SOME OF OUR MEN'S SHOES IN DIFFERENT COLOUR FABRICS. HOWEVER, YOU MAY BE REQUIRED TO SUPPLY THE MATERIAL, AND WE WOULD REQUIRE A SWATCH IN ADVANCE TO CONFIRM SUITABILITY.

IF A CUSTOM PRODUCT WOULD REQUIRE THE DEVELOPMENT OF NEW COMPONENTS (SUCH AS MOLDS, HEELS ETC) WE WOULD ONLY BE ABLE TO PROCEED WITH THE GUARANTEE OF A LARGER ORDER QUANTITY (APPROPRIATE FOR THE DEVELOPMENT COSTS INCURRED), OR IF YOU WOULD BE WILLING TO COVER THE ADDITIONAL DEVELOPMENT COSTS IN ADVANCE.

EVEN IF WE ARE UNABLE TO PRODUCE SPECIFIC ITEMS AT THE TIME OF REQUEST, WE WELCOME ALL CUSTOMER SUGGESTIONS. IF THERE APPEARS TO BE SUFFICIENT DEMAND FOR A PRODUCT THAT WE DO NOT CURRENTLY OFFER, WE ARE HAPPY TO EXPLORE THE POSSIBILITY OF ADDING IT TO OUR RANGE.